

# Pennsylvania



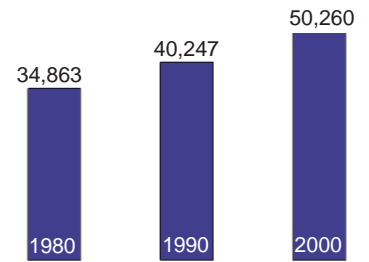
State's Rank by Arab American Population: **10**  
 Estimated Arab American Population: **160,000\***

Pennsylvania's Arab American community, like in Ohio and New York, is well disbursed throughout the state. Despite low levels of new immigration, ancestry identification among Arabs grew by 25% since 1990. Pennsylvania ranks tenth among states with significant Arab American populations and, like others in the North East, is home to a predominantly U.S.-born community well into its third generation.



## Growth Trends

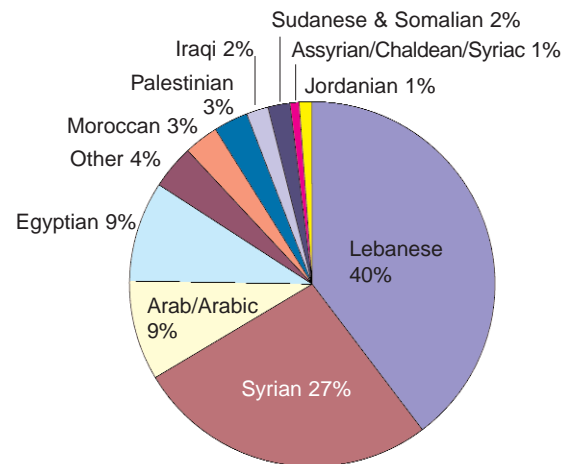
The population who identified an Arabic-speaking ancestry in the U.S. Census **grew by 25% between 1990 and 2000**. It is estimated that the statewide population, adjusting for underreporting,\* is close to 160,000.



Source: 1980, 1990, and 2000 U.S. Census

## How Do Arab Americans Identify Themselves?

**Primary ethnic identification** is derived from responses to the ancestry question on the long (sample) form of the 2000 U.S. Census. Census data on "Arabs" include the responses Lebanese, Syrian, Egyptian, Iraqi, Jordanian, Palestinian, Moroccan, Arab or Arabic, and the following countries collapsed as "Other Arab": Algeria, Bahrain, Djibouti, Kuwait, Libya, Oman, Qatar, Saudi Arabia, Tunisia, the United Arab Emirates, and Yemen.



Source: 2000 U.S. Census

We also include Arabic-speaking persons who identify as Assyrian/Chaldean, Somali or Sudanese, identities which are not aggregated as Arab in Census reports. In Pennsylvania, nearly seven out of ten Arab Americans trace their roots to Lebanon and Syria. Descendents of the early wave of Syrian immigrants settled in Allentown, Bethlehem and Wilkes-Barre; since 1990 changes in identification not related to new immigration has occurred in these more established subgroups where a slight drop in those who claim Syrian ancestry was offset by a boost in Lebanese identity by 13%.

## Immigration

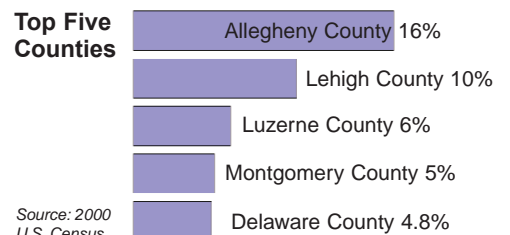
Based on a sample year of 1997, the **largest number of new Arab immigrants to Pennsylvania** came from Egypt, Lebanon, and Jordan. Immigrants from the Gulf region originate from Bahrain, Kuwait, Oman, Qatar, Saudi Arabia, United Arab Emirates, and Yemen. The Maghreb region includes Algeria, Libya, Morocco, and Tunisia.

| Immigrants by country: | By region: |
|------------------------|------------|
| Egypt 87               | Maghreb 65 |
| Lebanon 60             | Gulf 35    |
| Jordan 59              |            |
| Syria 51               |            |
| Iraq 40                |            |

Source: Pennsylvania Immigrants Admitted by Country of Birth and State of Residence, INS 1997

## Where Do Pennsylvania's Arab Americans Live?

Arab Americans are represented in **60 of 66 counties in Pennsylvania**. In addition to clusters in the communities in Western Pennsylvania, concentrations are found in Allentown, Bethlehem, Wilkes-Barre, and Scranton and Philadelphia.



Source: 2000 U.S. Census

\*AAI reports estimates by Zogby International whose research projects population figures at least three times that of census data. The decennial Census identifies only a portion of the Arab population through a question on "ancestry" on the census long form. Reasons for the undercount include the placement of and limits of the ancestry question (as distinct from race and ethnicity); the effect of the sample methodology on small, unevenly distributed ethnic groups; high levels of out-marriage among the third and fourth generations; and distrust/misunderstanding of government surveys among more recent immigrants.